



**NEXT GENERATION LUXURY FLOORING**  
QUALITY YOU CAN TRUST. DESIGNS YOU WILL LOVE.



**TITAN**  
SURFACES

2024 PRODUCT LINE



# GENESIS *featuring* ARTISAN EDGE™

*Includes*  
**ARTISAN EDGE™**  
 A pressed bevel that has the appearance of a handcrafted hardwood flooring edge.

STAIR TREADS & TRIMS AVAILABLE!

Farmhouse Hickory

## GENESIS TS07

**TITAN**  
PROTECTION  
LIFETIME  
RESIDENTIAL  
WARRANTY

**TITAN**  
PROTECTION  
10 YEAR  
COMMERCIAL  
WARRANTY

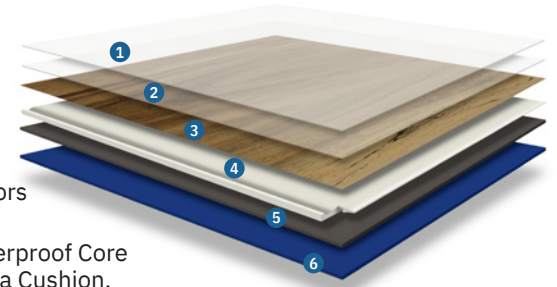
**TITAN**  
PROTECTION  
SCRATCH  
& STAIN  
RESISTANT



### SPECIFICATIONS

CONSTRUCTION: **HPC**  
 SIZE: **7" X 60"**  
 TOTAL THICKNESS: **10mm**  
 WEAR LAYER: **22 mil**  
 ATTACHED PAD: **1.5mm IXPE**  
 BEVEL TYPE: **Artisan Edge™  
 Pressed Bevel**  
 EMOSS TYPE: **Embossed In Register  
 Hi Definition Wood Grain  
 Floating / Uniclic®**  
 INSTALLATION: **Floating / Uniclic®**  
 SQ FT / CARTON: **17.71**  
 CARTONS / PALLET: **55**  
 SQ FT / PALLET: **974.05**

- 1 **UV LAYER** - Aluminum Oxide UV Coating with Anti-Bacterial Protection
- 2 **WEAR LAYER** - Thicker, Stronger Wear Layers for Superior Scratch & Stain Protection
- 3 **FILM LAYER** - Natural Wood Decors & Textures
- 4 **CORE** - Hybrid Light Weight Waterproof Core for Indentation Resistance, Extra Cushion, Warmth and Sound Deadening
- 5 **PVC MOISTURE BARRIER** - Added Layer of Moisture Protection
- 6 **ACOUSTICAL PAD** - IXPE for Maximum Comfort & Sound Reduction



titansurfaces.com

Anti-Bacterial

Easy To Clean

Floating Installation

Phthalate Free

Scratch & Stain Resistant

Sound Reduction

Waterproof


floor score

ASSURE CERTIFIED RIGID CORE TECHNOLOGY

GREENGUARD GOLD

**PVC BALANCE LAYER**  
 For enhanced dimensional stability and added moisture protection

**IXPE PREMIUM ACOUSTICAL UNDERLAYMENT**  
 - Progressive Foaming Technology (PFT) = Superior Sound Reduction  
 - Fine, closed-cell construction = Impervious to Moisture  
 - Enhanced thermal insulation properties





STAIR TRENDS & TRIMS AVAILABLE!

Maximus

COLOSSAL TW06

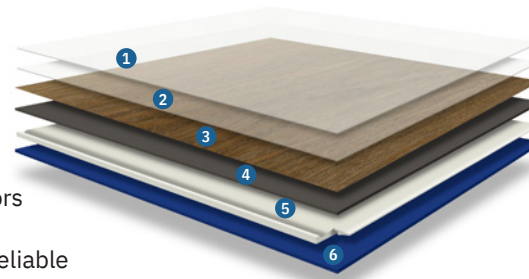


**SPECIFICATIONS**


CONSTRUCTION: **WPC**  
 SIZE: **9" X 71"**  
 TOTAL THICKNESS: **12mm**  
 WEAR LAYER: **30 mil**  
 ATTACHED PAD: **1.5mm IXPE**  
 BEVEL TYPE: **Painted Bevel**  
 EMBOSS TYPE: **Embossed In Register Hi Definition Wood Grain Floating / Uniclic®**

INSTALLATION:  
 SQ FT / CARTON: **17.67**  
 CARTONS / PALLET: **48**  
 SQ FT / PALLET: **848.17**

- 1 **UV LAYER** - Aluminum Oxide UV Coating with Anti-Bacterial Protection
- 2 **WEAR LAYER** - Thicker, Stronger Wear Layers for Superior Scratch & Stain Protection
- 3 **FILM LAYER** - Natural Wood Decors & Textures
- 4 **VINYL LAYER** - 100% Virgin for Reliable Dimensional Stability
- 5 **CORE** - Foamed Waterproof Core Provides Extra Cushion, Warmth & Sound Deadening
- 6 **ACOUSTICAL PAD** - IXPE for Maximum Comfort & Sound Reduction



titansurfaces.com



**STAIR TRENDS**  
 Now available in select styles...  
**TRIMS AVAILABLE IN ALL STYLES!**

Finishing a project with our color matched, custom trims and stair trends will create a beautiful and seamless floor.

For more information about our moldings visit [titansurfaces.com/resources](https://titansurfaces.com/resources)



Colossal - Oceanus



TRIMS AVAILABLE!

Tropical Walnut



## ESSENTIALS TW05



TRIMS AVAILABLE!

Broughton Street



## EPIC TW04



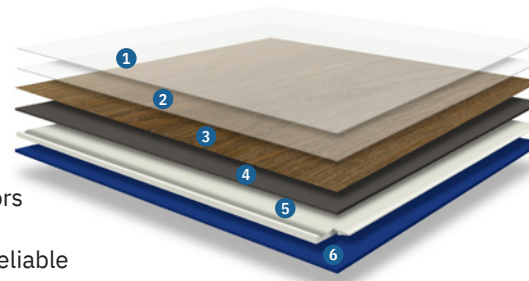
5001 Caribbean Beech   5002 Charleston Pine   5003 Natural Pecan   5004 Tropical Walnut   5005 Tuscan Ash   5006 Yellowstone Oak

### SPECIFICATIONS


CONSTRUCTION: **WPC**  
 SIZE: **9" X 60"**  
 TOTAL THICKNESS: **8mm**  
 WEAR LAYER: **22 mil**  
 ATTACHED PAD: **1.5mm IXPE**  
 BEVEL TYPE: **Painted Bevel**  
 EMBOSS TYPE: **Embossed In Register Hi Definition Wood Grain Floating / Uniclic®**

INSTALLATION:  
 SQ FT / CARTON: **29.92**  
 CARTONS / PALLET: **32**  
 SQ FT / PALLET: **957.49**

- UV LAYER** - Aluminum Oxide UV Coating with Anti-Bacterial Protection
- WEAR LAYER** - Thicker, Stronger Wear Layers for Superior Scratch & Stain Protection
- FILM LAYER** - Natural Wood Decors & Textures
- VINYL LAYER** - 100% Virgin for Reliable Dimensional Stability
- CORE** - Foamed Waterproof Core Provides Extra Cushion, Warmth & Sound Deadening
- ACOUSTICAL PAD** - IXPE for Maximum Comfort & Sound Reduction



titansurfaces.com

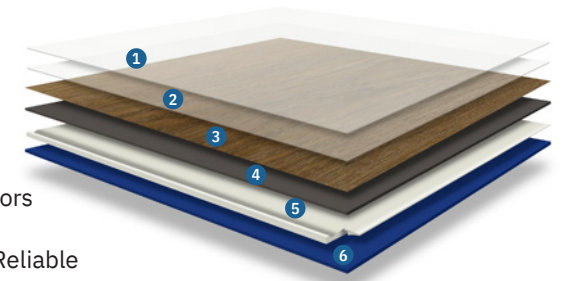


4001 Broughton Street   4002 Copper Ridge   4003 Park Place   4004 Rio Grande   4005 Sunset Cruise   4006 Victoria Falls


### SPECIFICATIONS

CONSTRUCTION: **WPC**  
 SIZE: **7" X 60"**  
 TOTAL THICKNESS: **8mm**  
 WEAR LAYER: **20 mil**  
 ATTACHED PAD: **1.5mm IXPE**  
 BEVEL TYPE: **Painted Bevel**  
 INSTALLATION: **Floating / Uniclic®**  
 SQ FT / CARTON: **23.62**  
 CARTONS / PALLET: **70**  
 SQ FT / PALLET: **1653.4**

- UV LAYER** - Aluminum Oxide UV Coating with Anti-Bacterial Protection
- WEAR LAYER** - Thicker, Stronger Wear Layers for Superior Scratch & Stain Protection
- FILM LAYER** - Natural Wood Decors & Textures
- VINYL LAYER** - 100% Virgin for Reliable Dimensional Stability
- CORE** - Foamed Waterproof Core Provides Extra Cushion, Warmth & Sound Deadening
- ACOUSTICAL PAD** - IXPE for Maximum Comfort & Sound Reduction



titansurfaces.com





TRIMS AVAILABLE!

Small Leaf Acacia



# TRADITIONS TS03



TRIMS AVAILABLE!

Roasted Pine



# SIMPLICITY TS02





3001 Character Maple    3002 Coastal Pine    3003 Heritage Birch    3004 Low Country Oak    3005 Small Leaf Acacia    3006 Southern Red Oak

## SPECIFICATIONS

CONSTRUCTION: **Solid Polymer Core**  
 SIZE: **7" X 48"**  
 TOTAL THICKNESS: **5mm**  
 WEAR LAYER: **22 mil**  
 ATTACHED PAD: **1mm IXPE**  
 BEVEL TYPE: **Painted Bevel**  
 EMOSS TYPE: **Embossed In Register Hi Definition Wood Grain Floating / Uniclic®**

INSTALLATION:  
 SQ FT / CARTON: **23.64**  
 CARTONS / PALLET: **50**  
 SQ FT / PALLET: **1182**

- UV LAYER** - Aluminum Oxide UV Coating with Anti-Bacterial Protection
- WEAR LAYER** - Thicker, Stronger Wear Layers for Superior Scratch & Stain Protection
- FILM LAYER** - Natural Wood Decors & Textures
- CORE** - Solid Waterproof Core Provides Extra Dimensional Stability & Indentation Resistance
- ACOUSTICAL PAD** - IXPE for Maximum Comfort & Sound Reduction

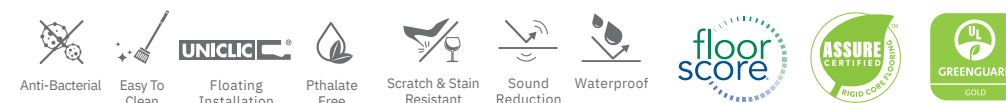



2001 Asheville    2002 Moonlight    2003 Mountain Scapes    2004 Oasis    2005 Roasted Pine    2006 Shenandoah

## SPECIFICATIONS

CONSTRUCTION: **Solid Polymer Core**  
 SIZE: **7" X 48"**  
 TOTAL THICKNESS: **4.5mm**  
 WEAR LAYER: **12 mil**  
 ATTACHED PAD: **1mm IXPE**  
 BEVEL TYPE: **Micro Bevel**  
 INSTALLATION: **Floating / Uniclic®**  
 SQ FT / CARTON: **23.64**  
 CARTONS / PALLET: **60**  
 SQ FT / PALLET: **1418.26**

- UV LAYER** - Aluminum Oxide UV Coating with Anti-Bacterial Protection
- WEAR LAYER** - Thicker, Stronger Wear Layers for Superior Scratch & Stain Protection
- FILM LAYER** - Natural Wood Decors & Textures
- CORE** - Solid Waterproof Core Provides Extra Dimensional Stability & Indentation Resistance
- ACOUSTICAL PAD** - IXPE for Maximum Comfort & Sound Reduction






TRIMS AVAILABLE!

Jersey City



# PRELUDE TG01




1001 Hampton



1002 Jamestown



1003 Jersey City



1004 Plymouth



1005 Santa Fe




1006 St. Augustine

## SPECIFICATIONS

CONSTRUCTION: **DRYBACK**  
 SIZE: **7" X 48"**  
 TOTAL THICKNESS: **2mm**  
 WEAR LAYER: **8 mil**  
 BEVEL TYPE: **Micro Bevel**  
 INSTALLATION: **Glue Down**  
 SQ FT / CARTON: **42**  
 CARTONS / PALLET: **65**  
 SQ FT / PALLET: **2730.02**

- 1 **UV LAYER** - Aluminum Oxide UV Coating with Anti-Bacterial Protection
- 2 **WEAR LAYER** - Thicker, Stronger Wear Layers for Superior Scratch & Stain Protection
- 3 **FILM LAYER** - Natural Wood Decors & Textures
- 4 **VINYL LAYER** - 100% Virgin for Reliable Dimensional Stability



titansurfaces.com



**THICKER, STRONGER WEAR LAYERS FOR SUPERIOR SCRATCH & STAIN PROTECTION.**




Essentials - Tuscan Ash

**REDUCER**  
*Includes Shim & Metal Track*

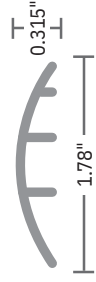
**T-MOLDING**  
*Includes Shim & Metal Track*

**FLUSH STAIRNOSE**

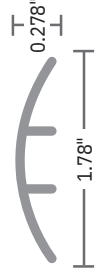
THESE FOUR TRIMS AVAILABLE IN 94.49 LENGTHS!



Transition between floors of different heights & doorways.



Transition between floors of equal heights & doorways.



**50" STAIR TREAD**



AVAILABLE IN  
SELECT STYLES!

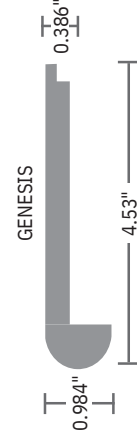
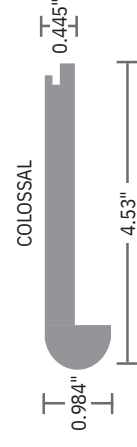
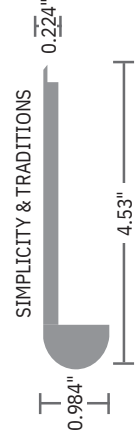


**ENDCAP**  
*Includes Shim & Metal Track*

Transition from floors to higher surfaces like doors, thicker flooring.



Create a smooth seamless finish on the edges of stairs.



titansurfaces.com  
800.735.6570

**LOAD SPECIFICATIONS**

PRODUCT	MAX PIECES PER 3" TUBE			MAX PIECES PER 6" TUBE				
	REDUCER	T-MOLD	ENDCAP	STAIRNOSE	REDUCER	T-MOLD	ENDCAP	STAIRNOSE
COLOSSAL	7	7	7	N/A	30	32	30	6
EPIC	7	7	7	N/A	30	30	30	7
ESSENTIALS	7	7	7	N/A	30	30	30	7
GENESIS	7	7	7	N/A	30	30	30	6
PRELUDE	7	7	7	N/A	30	32	30	12
SIMPLICITY	7	7	7	N/A	30	30	30	7
TRADITIONS	7	7	7	N/A	30	32	30	7

**TITAN SURFACES PRODUCT PACKAGING DETAILS**

STYLE # / NAME	TG01 - PRELUDE	TS02 - SIMPLICITY	TS03 - TRADITIONS	TW04 - EPIC	TW05 - ESSENTIALS	TW06 - COLOSSAL	TW07 - GENESIS
ACTUAL PLANK SIZE	7" x 48"	7.09" x 48.03"	7.09" x 48.03"	7.09" x 60"	8.98" x 60"	8.98" x 70.87"	7" x 60"
PLANKS / CARTON	18	10	10	8	8	4	8
SQ FT / CARTON	42	23.64	23.64	23.62	29.92	17.67	17.71
LBS / CARTON	35	36	41	37	53	45	51
CARTONS / PALLET	65	60	50	70	32	48	55
SQ FT / PALLET	2730.02	1418.26	1182	1653.4	957.49	848.17	974.05
LBS / PALLET	2114	2217	2091	2560	1537	1945	2822
CARTON DIMENSIONS	7.25" W x 48.5" L x 2" H	7.60" W x 48.8" L x 2" H	7.60" W x 48.8" L x 2" H	7.60" W x 60.7" L x 2.70" H	9.5" W x 60.7" L x 2.7" H	9.5" W x 72" L x 2" H	7.60" W x 60.7" L x 2.70" H
PALLET DIMENSIONS	37.4" W x 49.21" L x 26.38" H	39.37" W x 49.21" L x 28.74" H	39.37" W x 49.21" L x 27.17" H	38.58" W x 61.02" L x 45.28" H	38.58" W x 61.02" L x 27.36" H	38.58" W x 72.05" L x 30.32" H	38.58" W x 61.02" L x 45.28" H



**16 SLOT DISPLAY**  
55" W x 65" H x 22" D



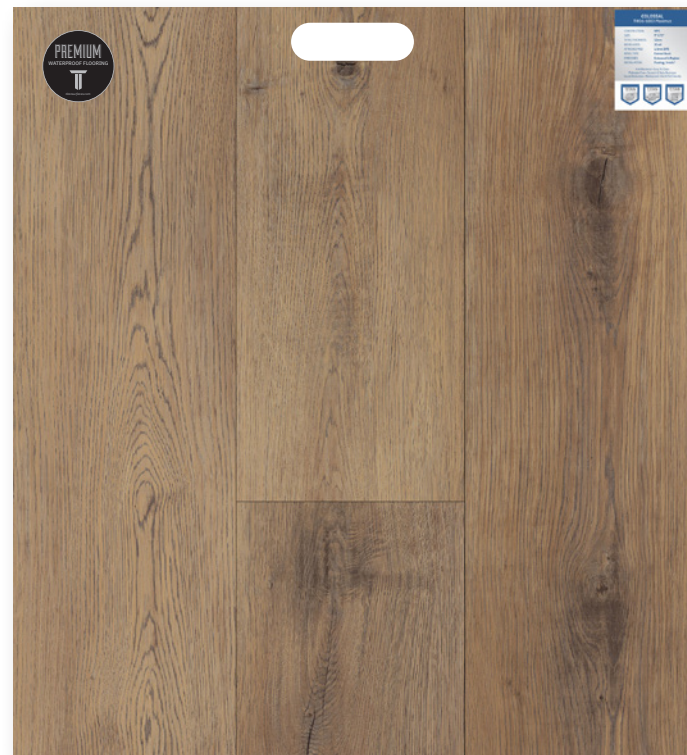
**8 SLOT DISPLAY**  
27.5" W x 65" H x 21.5" D



**8 SLOT GENESIS DISPLAY**  
27.5" W x 65" H x 21.5" D




**TRIM CHAIN SET**  
4.5" W x 5.875" H



**DISPLAY BOARDS**

Size varies by plank width - 21" W x 30" H and 27" W x 30" H



**BUILDER BOARDS**

Size varies by plank width - 21" W x 30" H and 27" W x 30" H





Contact TEAM TITAN to find out more about our product line.

*[info@titansurfaces.com](mailto:info@titansurfaces.com)*

*[orders@titansurfaces.com](mailto:orders@titansurfaces.com)*

*866.735.6570*

*[titansurfaces.com](http://titansurfaces.com)*